



MS-Excel

INTERMEDIATE COURSE

ANANTA RESOURCE MANAGEMENT PVT LTD.

INDEX

- 03 About Course
- 04 Course Highlight
- 05 What you will learn?
- 06 Who can Apply?
- 06 How to apply?
- 07 Fees
- 08 Contact us

About Course

A Pivot Table is an enormously effective Excel tool for data analysis, exploration and summarization. In this course you will learn how to analyze, sort, filter and present data using pivot tables. This course will take you from a beginner to an expert in pivot tables by giving you a thorough understanding of them.

Excel Pivot Tables offer quick, accurate, and understandable answers to even the most challenging analytics queries, whether you're researching product sales, or examining which marketing strategies generated the highest conversion rates.

You will learn everything there is to know about Excel pivot tables and charts in this course.

About Course

Excel pivots let you quickly explore and analyse raw data, exposing strong trends and insights that would otherwise be hidden in the noise. They provide you solutions, in other terms. Excel Pivot Tables offer quick, accurate, and understandable answers to even the most challenging analytics queries, whether you're researching product sales, examining which marketing strategies generated the highest conversion rates, or wondering how condo prices have changed over the past ten years.

You will learn everything there is to know about Excel pivot tables and charts in this course.

Course Highlight

- This is a Intermediate level course
- Duration of basic level: **30 hours**
- Daily timing options: **1 or 2 hrs\day**
- Online live instructor - led Training, Practice Exercise with real data
- Learning Methodolgy
 - 1 . One-on-one daily assessment and review
 - 2 . Learning by teaching
 - 3 . Review, monitoring, and guidance
 - 4 . Proven Structure

What you will learn?

Week 1

- **Defining Proper Data Set**
- **Data analysis: Sumifs vs PivotTable**
- **PivotTable concepts and PivotTable with different calculations**
- **Cross-tabulated PivotTable report**
- **Creating PivotTable from multiple sheets**

Week 2

- **GetPivotData function**
- **Refresh, Totals, Grouping, Sorting & Formatting PivotTable**
- **Inserting slicers and timeline**
- **Drill down feature & Unique count/ value**


Week 3

- **Fixing blank values and empty cells**
- **Use of calculated field and inserting PivotChart**
- **Changing Data source**
- **Linking slicer to 2 PivotTables & Conditional Formatting in PivotTable**

WHO CAN APPLY?

- Students
- Aspiring accountants and CAs
- People who have a knack for learning new skills
- Anyone who adopted for commerce field.


HOW TO APPLY?




Follow the step below to enroll the our courses



Form Filling



Payment



Enrollment

APPLY NOW

Fees

Original price - Rs 7,000/-



Now Rs. 3,500/- Only



Contact Us

For further queries, please
contact



89288 44073



courses@anantaresource.com



www.anantaresource.com